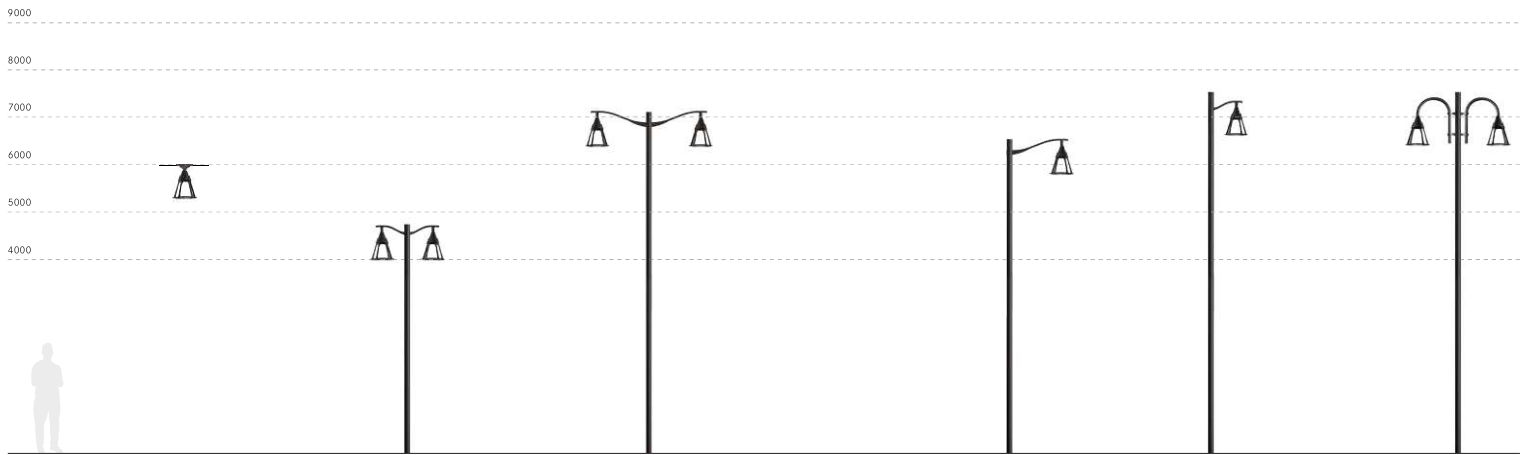
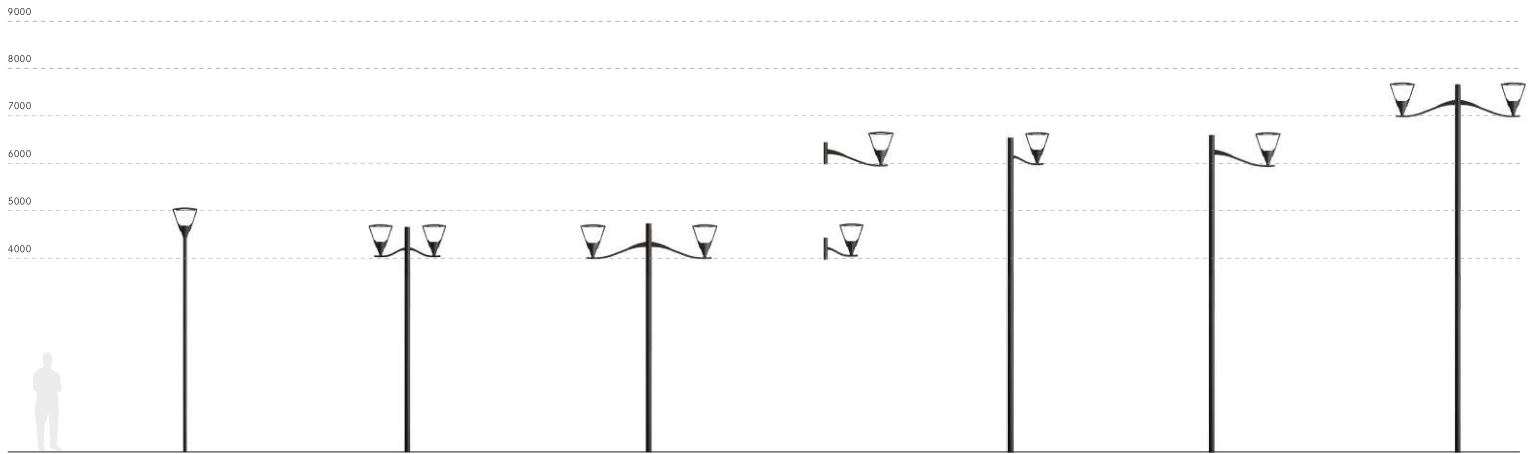


Kalos

Fivep



Kalos






<b>220-240V</b> 50/60Hz	Tensione di alimentazione <i>Nominal voltage</i> Nennspannung
<b>CL I on request</b> CL II	Classe di isolamento elettrico <i>Electrical insulation class</i> Elektrische Isolierklasse
<b>IP66</b>	Grado di protezione <i>Insulation protection degree</i> Isolationsschutzgrad
<b>IK09</b>	Protezione contro gli urti <i>Protection against impact</i> Stoßfestigkeit
<b>&gt;0.90</b>	Fattore di potenza <i>Power factor</i> Leistungsfaktor
<b>10kV</b>	Protezioni da sovratensioni di modo comune <i>Common mode overvoltage protection</i> Schutz vor Gleichtakt-Überspannungen
<b>10kV</b>	Protezioni da sovratensioni di modo differenziale <i>Differential mode overvoltage protection</i> Schutz vor Gegenteil-Überspannungen
<b>-30° C</b> <b>+50° C</b>	Temperatura ambiente <i>Ambient temperature</i> Umgebungstemperatur
<b>Sablé100 Noir</b>	Colori <i>Colours</i> Farben
<b>Included</b>	Alimentazione elettronica <i>Electronic power supply</i> Elektronische Stromversorgung
<b>HM3</b> <b>CLO</b> <b>1-10V</b>	illuminazione intelligente <i>Smart Lighting</i> Intelligente Beleuchtung
<b>Wireless on request</b> <b>PLC on request</b> <b>DALI on request</b> <b>Motion detectors /</b> <b>brightness on request</b>	



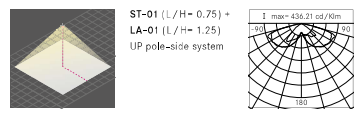
<b>2120-15435 lm</b>	Flusso sorgente <i>Source flux</i> Lichtstrom der Lichtquelle
<b>ULOR: 0%</b> <b>DLOR: 100%</b>	Cut-Off <i>Cut-Off</i> Cut-Off
<b>4000K</b> <b>3000K</b> <b>2200K</b>	Temperatura colore <i>Colour temperature</i> Farbtemperatur

<b>≥70</b> <b>≥80 on request</b>	Indice di resa cromatica (CRI) <i>Colour rendering index (CRI)</i> Farbwiedergabe-Index (CRI)
<b>&gt; 160.000h</b> <b>@ 700mA @ Ta25°C</b> <b>TM21 L80B20</b>	Durata di vita delle sorgenti <i>Source lifetime</i> Lebensdauer der Quellen
<b>&gt; 160.000h</b> <b>@ 700mA @ Ta25°C</b> <b>TM21 L80B10</b>	

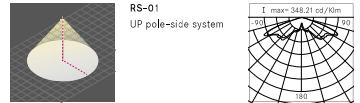
Ottiche asimmetriche stradali  
*Street asymmetrical optics* Optik asymmetrisch straßenleuchte



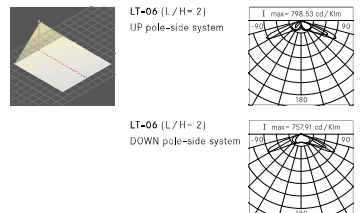
Ottiche Front & Back Front & Back optics Straßenoptik Front & Back Optik



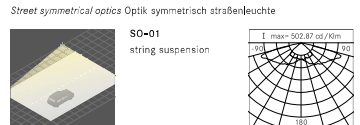
Ottiche rotonsimmetriche  
*Rotosymmetrical optics* Optik rotosymmetrisch



Ottiche asimmetriche  
*Asymmetrical optics* Optik asymmetrisch



Ottiche simmetriche stradali  
*Street symmetrical optics* Optik symmetrisch straßenleuchte



**Installazione:** palo, braccio, parete, tesata  
**Installation:** pole, arm, wall, string  
**Installation:** Mast, arm, Wand, Drahtseil

L = Larghezza strada, *Street Width*, Straßenbreite  
H = Altezza palo, *Pole Height*, Lichtpunkthöhe  
Approfondimenti sistemi ottici, *Deepening optical systems*, Vertiefung optischen Systeme P. 308  
Approfondimento sistemi di smart lighting, *Deepening smart lighting systems*, Vertiefung intelligenten Beleuchtungssysteme P. 310

**Sistema ottico multilayers**  
*Multilayer optical system*  
 Optisches System "Multilayer"

CRI>80 SMCD=4 su richiesta  
 CRI>80 SMCD=4 on request  
 CRI>80 SMCD=4 auf Anfrage

**Im/W**  
 Maggiore efficienza energetica  
 Greater energy efficiency  
 Höhere Energieeffizienz

Ta -30°C + 50°C  
 Ta -30°C + 50°C  
 Ta -30°C + 50°C

**Dimensioni compatte**  
 Dimensions compact  
 Kompakten Abmessungen

**Sostituibilità gruppo alimentazione**  
 Power supply unit substitutability  
 Ersetzbarkeit der Versorgungseinheit

**Cut-Off**  
 Cut-Off  
 Cut-Off

**Ottica Front & Back**  
 Front & Back optics  
 Optik Front & Back

**160.000h**  
 L80B20  
 L80B10  
 Maggiore durata vita delle sorgenti  
 Longer lifetime of sources  
 Längere Lebensdauer von Leuchtmitteln

**Resistenza sovratensioni fino a 10kV**  
 Overvoltage resistance up to 10kV  
 Überspannungsfestigkeit bis 10kV

**Trasporti ottimizzati**  
 Shipping optimization  
 Transport optimiert

**Riduzione accumulo sporco**  
 Reduction in the buildup of dirt  
 Reduzierte Schmutzsammmlung

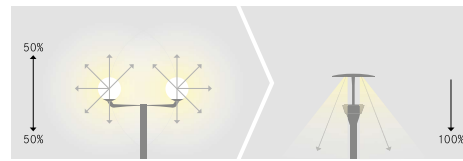
**2200K**  
 Luce calda 2200K  
 Warm Light 2200K  
 Warme Licht 2200K

**Illuminazione intelligente**  
 Smart Lighting  
 Intelligente Beleuchtung

**Resistenza agenti chimici/atmosferici**  
 Resistance to chemical/atmospheric agents  
 Widerstand chemische/atmosphärische

**CLO**  
 CLO (Constant Lumen Output)  
 CLO (Constant Lumen Output)  
 CLO (Constant Lumen Output)

**Sostituibilità gruppo ottico**  
 Optical unit substitutability  
 Ersetzbarkeit der optischen Einheit



Energy Saving	75%
Light Pollution	0%
Life time	>50.000 h
On-off	immediately
Warranty	5 years

**Impatto ambientale ridotto**  
 La sostituzione di vecchi punti luce a lampada con i prodotti della linea Kalos consente un elevato risparmio energetico e una riduzione dell'inquinamento luminoso. (Cut-Off)

**Reduced environmental impact**  
 The substitution of old light-bulb units with products from the Kalos line allows for elevated energy saving and a reduction of light pollution. (Cut-Off)


**Reduzierte Umweltbelastung**  
 Die Auswechslung alter Glühbirnen-Lichtpunkte mit den Produkten der Kalos-Produktreihe ermöglicht eine hohe Energieeinsparung und eine Verringerung der Lichtverschmutzung. (Cut-Off)




**Installazione UP&DOWN**  
 Il sistema di fissaggio Kalos può essere installato in configurazione UP (testa palo o bracci in configurazione portata) o DOWN (sospensione su bracci o su fune tesata).  
 La versione UP è disponibile sia con due che con quattro bracci, quella DOWN è standard con quattro bracci. La versione UP quattro bracci può assumere una forma più classicheggiante se corredata del cappello dedicato.

**UP&DOWN installation**  
 The Kalos fastening system can be installed in the UP position (post top or arm in supported position) or DOWN (suspended from arms or wire).  
 The UP version is available with two or four arms, while the DOWN version has four arms as standard. The four-arm UP version can assume a more classic form with the fitting of the special cover.

**UP&DOWN-Installation**  
 Das Kalos-Befestigungssystem kann in UP-Konfiguration (Mastkopf oder Ausleger in tragender Konfiguration) oder in DOWN-Konfiguration (Aufhängung an Auslegern oder an einem gespannten Drahtseil) installiert werden.  
 Die UP-Version ist sowohl mit zwei als auch mit vier Auslegern erhältlich, während die DOWN-Version standardmäßig über vier Ausleger verfügt. Die UP-Version mit vier Auslegern kann eine klassischere Form annehmen, wenn sie mit einer spezifischen dekorativen Abdeckung ausgestattet ist.

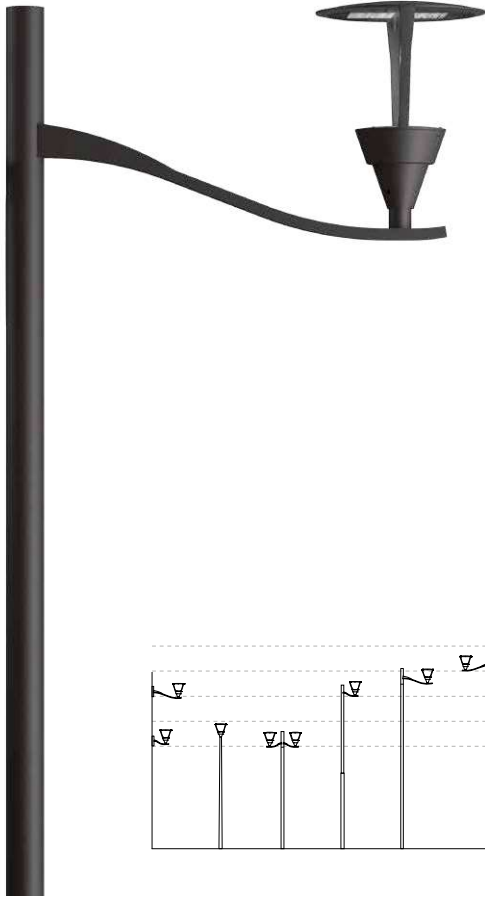


I max= 653 cd/km	H	H1	D	I/H	La	Emed	Emin	W
UNI 11248 (p2)				10	3			
KALOS 12 525 LED STR ST-01	4	4,6	22,5	5,6	3	137	4,94	20
CERVIA 125W QE	4	4,6	22,5	5,6	3	8	3	138
Energy saving	10LED 20W			vs	QE 125W 138W			-83%

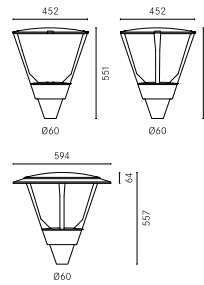


I max= 414 cd/km	H	H1	E Medio	U0	W	
80W QE	4	4,6	6	0,28	88	
125W QE	4	4,6	10	0,28	138	
100W SE	4	4,6	17	0,28	115	
KALOS 12 350 LED ROT	4	4,6	7,5	0,34	14,5	
KALOS 12 700 LED ROT	4	4,6	11	0,34	28	
Energy saving	12LED 14,5W		vs	QE 88W 88W		-83%
Energy saving	12LED 28W		vs	QE 125W 138W		-66%

220 240V	50 60Hz	CL II	IP66	IK09
-------------	------------	-------	------	------



Kalos UP brackets and poles



Max weight: 8 kg  
 Max exposed surface: 0.16m<sup>2</sup>  
 Lateral exposed surface: 0.068m<sup>2</sup>

Kalos UP 2 arms <b>01KA4</b>		Kalos UP 4 arms <b>01KA5</b>	
Led (source flux) Ref. @700mA @4000K			
3965lm 24W <b>B2</b>	7845lm 48W <b>C4</b>	11660lm 72W <b>D6</b>	
Led (source flux) Ref. @700mA @3000K			
3780lm 24W <b>B2</b>	7480lm 48W <b>C4</b>	11120lm 72W <b>D6</b>	
mA			
700	525	350	0
K			
4000	3000	2200*	*Only 48W and 72W Optics LA-01 / ME-01 / LT-6
0	9	1	
Optics			
ST-01	ME-01	LA-01	RS-01
30	32	31	35
ST-01 + LA-01*		ST-01 + LA-01**	
76		77	
Colors			
Sablé100			
C			
Smart Lighting			
Preset virtual midnight			
HM3			

Esempio Exemplo Beispiel

<b>01KA4</b>	<b>B2</b>	<b>0</b>	<b>0</b>	<b>35</b>	<b>C</b>	<b>HM3</b>
--------------	-----------	----------	----------	-----------	----------	------------

Accessori Accessories Zubehör

**01AY904C0 - Sablé100**

Riduzione Ø60-68mm per pali Ø76mm  
 Reduction Ø60-68mm for poles Ø76mm  
 Reduktion Ø60-68mm für Ø76mm Masten



**01SC913C0 - Sablé100**

Riduzione Ø60-114mm per pali Ø102mm  
 Reduction Ø60-114mm for poles Ø102mm  
 Reduktion Ø60-114mm für Ø102mm Masten




**01KA901C0 - Sablé100**

Cappello (solo per versione 4 chele)  
 Decorative upper cover (only for version 4 arms)  
 Dekorative Abdeckung (nur für version 4 Armen)

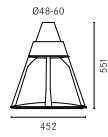


Verifica compatibilità con pali e bracci. Check compatibility with poles and arms. Überprüfen Sie die Kompatibilität mit Masten und Armen. P. 316

220 240V	50 60Hz	CL II	IP66	IK09
-------------	------------	-------	------	------



Kalos DOWN brackets and poles



Max weight: 8kg  
Max exposed surface: 0.16m<sup>2</sup>  
Lateral exposed surface: 0.068m<sup>2</sup>

Kalos DOWN 4 arms  
**01KA6**

Led (source flux) Ref. @700mA @4000K		
3965lm 24W <b>B2</b>	7845lm 48W <b>C4</b>	11660lm 72W <b>D6</b>

Led (source flux) Ref. @700mA @3000K		
3780lm 24W <b>B2</b>	7480lm 48W <b>C4</b>	11120lm 72W <b>D6</b>

mA		
700	525	350
<b>0</b>		

K	
4000	3000
<b>0</b>	<b>9</b>

Optics		
ME-01	LA-01	LT-06
<b>32</b>	<b>31</b>	<b>37</b>

Colors	
Sablé100	
<b>C</b>	

Smart Lighting	
Preset virtual midnight	
<b>HM3</b>	

Esempio Example Beispiel

<b>01KA6</b>	<b>B2</b>	<b>0</b>	<b>0</b>	<b>32</b>	<b>C</b>	<b>HM3</b>
--------------	-----------	----------	----------	-----------	----------	------------

Accessori Accessories Zubehör

**01KA915C0 - Sablé 100**

B53 Kit sospensione plafone  
B53 Ceiling suspension kit  
B53 Deckenaufhängung



Versione con LED rosso, disponibili altre colorazioni su richiesta  
Version with red LED, on request other colors are available  
Version mit rotem LED, auf Anfrage sind andere Farben lieferbar



Verifica compatibilità con pali e bracci. Check compatibility with poles and arms. Überprüfen Sie die Kompatibilität mit Masten und Armen. P. 316

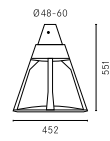
Kalos DOWN String suspension

220 240V	50 60Hz	CL II	IP66	IK09
-------------	------------	-------	------	------

Kalos DOWN String suspension



Kalos DOWN string suspension

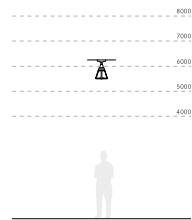


Max weight: 8kg  
Max exposed surface: 0.16m<sup>2</sup>  
Lateral exposed surface: 0.068m<sup>2</sup>

Kalos DOWN 4 arms	
<b>01KA6</b>	
Led (source flux) Ref. @700mA @4000K	
7845lm 48W	15435lm 95W
<b>C4</b>	<b>E8</b>
Led (source flux) Ref. @700mA @3000K	
7480lm 48W	14720lm 95W
<b>C4</b>	<b>E8</b>
mA	
700 525 350	
<b>0</b>	
K	
4000	3000
<b>0</b>	<b>9</b>
Optica	
S0-01	
<b>39</b>	
Colors	
Sablé100	
<b>C</b>	
Smart Lighting	
Preset virtual midnight	
<b>HM3</b>	

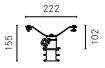
Esempio Example Beispiel

<b>01KA6</b>	<b>C4</b>	<b>0</b>	<b>0</b>	<b>39</b>	<b>C</b>	<b>HM3</b>
--------------	-----------	----------	----------	-----------	----------	------------



Accessori Accessories Zubehör

**01KA925C0 - Sablé100**  
Kit sospensione fune tesata Ø6-12mm  
Suspension kit for string Ø6-12mm  
Aufhängungskit auf Drahtseil Ø6-12mm



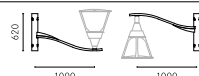
Versione con LED rosso, disponibili altre colorazioni su richiesta  
Version with red LED, on request other colors are available  
Version mit rotem LED, auf Anfrage sind andere Farben lieferbar



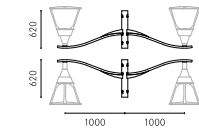
## Accessori Accessories Zubehör

**01KA902C0 - Sablé 100**

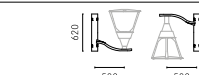
- B35 Braccio L 1000mm per palo Ø102mm con codolo TP Ø60mm H 120mm  
 B35 Arm L 1000mm for pole Ø102mm with adapter Ø60mm mast top H 120mm  
 B35 Ausleger L 1000mm für Mast Ø102mm mit Adapter Ø60mm am Mastkopf H 120mm

**01KA903C0 - Sablé 100**

- B36 Braccio doppio L 1000mm per palo Ø102mm con codolo TP Ø60mm H 120mm  
 B36 Double arm L 1000mm for pole Ø102mm with adapter Ø60mm mast top H 120mm  
 B36 Doppelausleger L 1000mm für Mast Ø102mm mit Adapter Ø60mm am Mastkopf H 120mm

**01KA904C0 - Sablé 100**

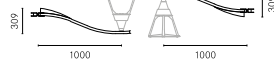
- B37 Braccio L 500mm per palo Ø102mm con codolo TP Ø60mm H 120mm  
 B37 Arm L 500mm for pole Ø102mm with adapter Ø60mm mast top H 120mm  
 B37 Ausleger L 500mm für Mast Ø102mm mit Adapter Ø60mm am Mastkopf H 120mm

**01KA905C0 - Sablé 100**

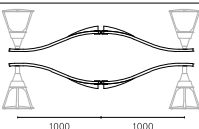
- B38 Braccio doppio L 500mm per palo Ø102mm con codolo TP Ø60mm H 120mm  
 B38 Double arm L 500mm for pole Ø102mm with adapter Ø60mm mast top H 120mm  
 B38 Doppelausleger L 500mm für Mast Ø102mm mit Adapter Ø60mm am Mastkopf H 120mm

**01KA906C0 - Sablé 100**

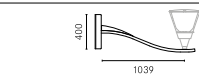
- B39 Braccio L 1000mm con anello per pali Ø102mm  
 B39 Arm L 1000mm with ring for pole Ø102mm  
 B39 Ausleger L 1000mm mit bring für Mast Ø102mm

**01KA907C0 - Sablé 100**

- B44 Braccio doppio L 1000mm con anello per pali Ø102mm  
 B44 Double arm L 1000mm with ring for pole Ø102mm  
 B44 Doppelausleger L 1000mm mit bring für Mast Ø102mm

**01KA910C0 - Sablé 100**

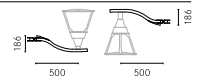
- B39-P Braccio per parete L 1000mm  
 B39-P Wall bracket L 1000mm  
 B39-P Wandausleger L 1000mm

**01KA911C0 - Sablé 100**

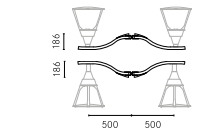
- B45-P Braccio per parete L 500mm  
 B45-P Wall bracket L 500mm  
 B45-P Wandausleger L 500mm

**01KA908C0 - Sablé 100**

- B45 Braccio L 500mm con anello per pali Ø102mm  
 B45 Arm L 500mm with ring for pole Ø102mm  
 B45 Ausleger L 500mm mit bring für Mast Ø102mm

**01KA909C0 - Sablé 100**

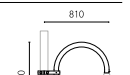
- B46 Braccio doppio L 500mm con anello per pali Ø102mm  
 B46 Double arm L 500mm with ring for pole Ø102mm  
 B46 Doppelausleger L 500mm mit bring für Mast Ø102mm

**01AK932C0 - Sablé 100**

- B12 Braccio pastorale L 640mm Ø60mm per palo TP Ø60mm  
 B12 Pastoral arm L 640mm Ø60mm for pole post top Ø60mm  
 B12 Ausleger gebogen L 640mm Ø60mm für Mast Mastkopf Ø60mm

**01AK935C0 - Sablé 100**

- B15 Braccio pastorale L 810mm Ø60mm per palo Ø102mm  
 B15 Pastoral arm L 810mm Ø60mm for pole Ø102mm  
 B15 Ausleger gebogen L 810mm Ø60mm für Mast Ø102mm

**01AK936C0 - Sablé 100**

- B16 Braccio pastorale doppio L 810mm Ø60mm per palo Ø102mm  
 B16 Double pastoral arm L 810mm Ø60mm for pole Ø102mm  
 B16 Doppelausleger gebogen L 810mm Ø60mm für Mast Ø102mm

