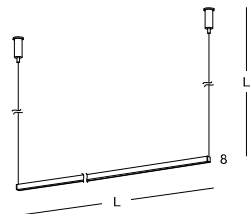


**DGA** LIGHT  
ADDICTED


WORKING TOOL **2.0**

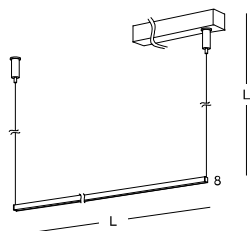
# APPLIQUE E SOSPENSIONI


## APPLIQUES AND SUSPENSIONS






### COMETA S8

		12W/m 24 Vdc	25W/m 24 Vdc	Finiture Finish	Colore LED LED Colour
Lumen Output (3000K)		500lm/m	900lm/m		
Fissa Fixed	 Copertura opalina Opal cover	Q2FP1-_-_-_-_-	N2FP1-_-_-_-_-	■ 4 Nero - Black	<input type="checkbox"/> X 2700K CRI > 90 <input type="checkbox"/> W 3000K CRI > 90 <input type="checkbox"/> D 4000K CRI > 90 <input type="checkbox"/> 1 5000K



		12W/m 170-277 Vac	25W/m 170-277 Vac	Finiture Finish	Colore LED LED Colour
Lumen Output (3000K)		500lm/m	900lm/m		
Fissa Fixed	 Copertura opalina Opal cover	QSFP1-_-_-_-_-	NSFP1-_-_-_-_-	■ 4 Nero - Black	<input type="checkbox"/> X 2700K CRI > 90 <input type="checkbox"/> W 3000K CRI > 90 <input type="checkbox"/> D 4000K CRI > 90 <input type="checkbox"/> 1 5000K

-  IP40
-  Class III (24 Vdc)
-  Class II (170-277 Vac)

CODE COMPOSITION **12345-**

Length in cm 3 cm step min 004 - max 300	LED COLOUR
	FINISH